



### District Report Card: 2017


<b>State:</b> Gujarat	<b>District:</b> The Dangs
<b>Class:</b> 3	<b>Subject:</b> Language
<b>Schools:</b> 61	<b>Students:</b> 1020


### Participation/Coverage


#### Students

<b>GENDER</b> 	Boys		Girls	
	Number	%	Number	%
	504	49.41	516	50.59

<b>AREA</b> 	Rural		Urban	
	Number	%	Number	%
	1020	100.00	0	0.00

<b>CATEGORY</b> 	SC		ST		OBC		GEN	
	Number	%	Number	%	Number	%	Number	%
	1	0.10	989	96.96	21	2.06	9	0.88

<b>CWSN</b> 	LD	VI	HI	S&LD	ID	Oth
	0	0	0	0	2	1

<b>Management</b> 	Government		Government-aided	
	Number	%	Number	%
	990	97.06	30	2.94

### Average Performance of Students in Language (%)

Overall	Gender		Area		Management		Social Group			
	Male	Female	Rural	Urban	Govt.	Aided	SC	ST	OBC	GEN
73.86	73.60	74.12	73.86	0.00	73.89	73.11	60.00	73.71	80.00	77.78

## Performance on Learning Outcomes (LOs)

Learning Outcomes	Description	Average Performance(%)
L304	Reads small texts with comprehension i.e., identifies main ideas, details, sequence and draws conclusions	75.59
L312	Reads printed scripts on the classroom walls: poems, posters, charts etc.	70.41

Range of Performance of Students who Answered Correctly							
Below 30%		30% - 50%		50% - 75%		Above 75%	
Number	%	Number	%	Number	%	Number	%
37	3.63	102	10.00	342	33.53	539	52.84

### Lowest Performing Learning Outcomes (LOs)

- 1 - Reads printed scripts on the classroom walls: poems, posters, charts etc. (70.41)
- 2 - Reads small texts with comprehension i.e., identifies main ideas, details, sequence and draws conclusions (75.59)